



Standard Features

- Frame is thermally broken with a PVC thermal break which reduces condensation.
- High strength 6063-T6 alloy aluminum extrusion prevents warping, twisting, cracking, and bowing.
- All aluminum baked enamel finish (excluding sill, mill finish)
- Full perimeter high performance weather-strip reduces air and water infiltration.
- Each panel is equipped with two adjustable steel rollers
- Panels are dry glazed which contain tempered safety glass, utilizing from 3mm to 6mm glass thickness.
- Panels can be substituted with a 5/8" OA thermal unit.
- Aluminum screen with fiberglass mesh with four adjustable rollers.
- Complete with (2) locks with night safety latch and recessed keeper.
- Fully reversible – Full colour doors with Single Glazing Only.

Clearview 4000 Series

(Four Panel Thermally Broken Aluminum System)

This door consists of two interior and two exterior sashes, with a high quality sliding screen in between, with a continuous perimeter thermal break. The gap between the interior and exterior sashes is beneficial to improved thermal performance, the dead air performs as an insulator, in conjunction with the use of high performance seals, gaskets, and weather-strip there is very little movement of air within the cavity. The traditional design allows a greater resistance to water infiltration; the large cavity allows the opportunity to balance pressures to facilitate water expulsion. There are several performances of this product depending on the application, from higher wind load requirements, to higher water infiltration resistance, and to better thermal performances. The sashes and frame system is end jointed to provide a tight and precise seal for a high quality finish.



Performance Ratings

Standard Classification	CAN-CGSB	CAN-CGSB	CAN-CGSB
Air Infiltration	A3	A3	A3
Water Infiltration	137Pa(B1)	200Pa(B2)	400Pa(B4)
Windload Resistance	C3-1000Pa(20.8 Psf)	C2-750Pa(15.7 Psf)	C1-500Pa(10.4psf)/C3-1000Pa(20.8psf)
Ease Of Operation	E3	E3	E3
Forced Entry	F1	F1	F1
Temperature Index	I40	I54	I54



Available Configurations



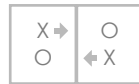
Nominal	Width	Height 6'8"
7668	87 5/8	79 5/8
9068	105 5/8	79 5/8
12068	141 5/8	79 5/8



Nominal	Width	Height 6'8"
10068	118 1/2	79 5/8
12068	142 1/2	79 5/8
16068	190 1/2	79 5/8



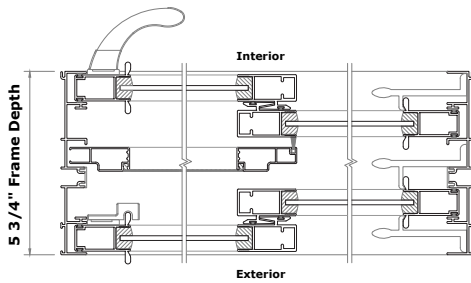
Nominal	Width	Height 6'8"
7668	89 7/8	79 5/8
9068	107 7/8	79 5/8
12068	143 7/8	79 5/8



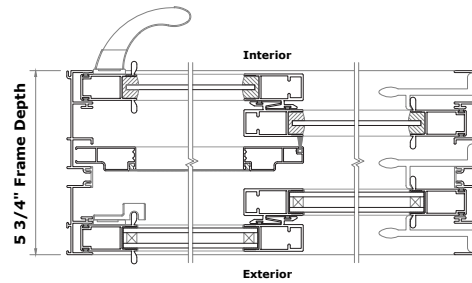
Nominal	Width	Height 6'8"
5064	59 1/2	75 5/8
5068	59 1/2	79 5/8
6068	71 1/2	79 5/8
7068	83 1/2	79 5/8
8068	95 1/2	79 5/8



4000 Series Cross-Section - Single Glazed



4000 Series Cross-Section - Triple Glazed



Colour Options



We have a wide range of colours available for you to choose from. Ask your dealer for more details.



Standard Handle (High Pull)


Additional Options

1. Two colour optional
2. Screen can be ordered with aluminum mesh or pet mesh
3. All panels operating (each sash will have a locking system)
4. Sashes can be offered with a screen insert (No Glass)



igmac
CERTIFICATION

Glass & Grills



Security Options



Security Bar

Authorized Distributor